
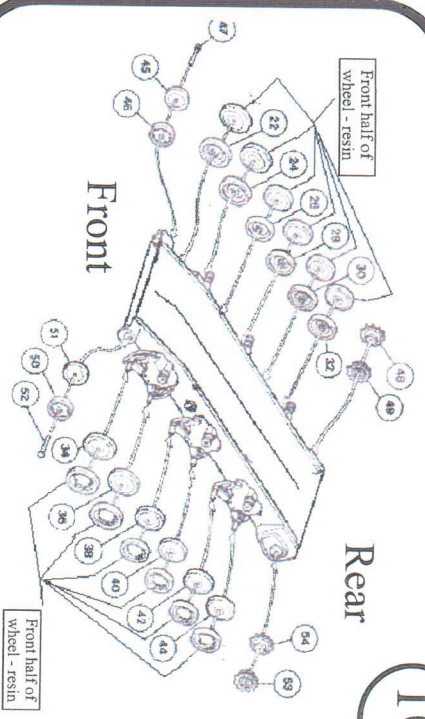


### Paint Guide

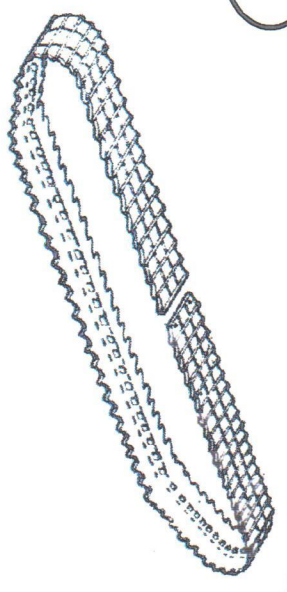


10



Numbers indicated are on the green colored trees included with the kit.

11



To assemble tracks, join the ends by cementing the pins at one end into the holes at the other end. Further strength may be achieved by stitching together using cotton or thread. When completed, tracks can be slipped over sprockets.